

MU (Dna.)  
Q  
461  
.N7

T. Moore

	PAGE
HANSENS, ELTON J. AND JOHN HADJINICOLAOU Preliminary Studies of Fleas on Rats ( <i>Rattus norvegicus</i> ) in New Jersey .....	91
HOOD, J. DOUGLAS The Story of <i>Hartonymus hoodi</i> Casey (Coleoptera: Carabidae) .....	173
LIN, SPING AND A. GLENN RICHARDS Studies on the Nutritional Value of Soybean Flour to <i>Tribolium confusum</i> Duv. ....	107
MELANDER, AXEL LEONARD The American Species of <i>Trixoscelidæ</i> .....	37
MINCH, EDITH L. Insect Inhabitants of <i>Polyporus betulinus</i> .....	31
PROCEEDINGS OF THE SOCIETY .....	189
RINDGE, FREDERICK H. An Additional Synonym in <i>Annaphila</i> (Lepidoptera, Phalaenidae) .....	172
RATZERDORFER, CARLA Volumetric Indices for the Parts of the Insect Brain. A Comparative Study in Cerebralization of Insects .....	129
SMITH, MARION R. On the Collection of Ants Made by Titus Ulke in the Black Hills of South Dakota in the Early Nineties .....	55
North American <i>Leptothorax</i> of the <i>tricarinatus-texanus</i> complex (Hymenoptera: Formicidae) .....	96
SORACI, FRANK A. International Union for the Study of Social Insects .....	24
Association for the Study of Animal Behaviour .....	118
WEISS, HARRY B. Entomological Palindromes .....	177
Entomologists of the New York City Region, 1878-82 .....	15
Jacob Christian Schäffer, 1718-1790 Clergyman, Entomologist, Papermaker, Scholar .....	241
The Long Island Entomological Society .....	63
The Minneapolis Bookworm .....	36
Thirteen Entomological Pamphlets 1655-1846 .....	221
Thomas Boreman's Natural History of 1744, and His Entomological Explanation of the <i>Ignis Fatuus</i> .....	126
WEISS, HARRY B. AND WILLIAM M. BOYD Insect <i>Feculae</i> , II .....	25

# JOURNAL

OF THE

## New York Entomological Society

VOL. LX

MARCH, 1952

No. 1

### A SYNOPSIS OF THE CICADIDÆ OF MISSOURI (HOMOPTERA)

BY RICHARD C. FROESCHNER

DEPARTMENT OF ZOOLOGY AND ENTOMOLOGY, IOWA STATE COLLEGE

This study was undertaken to clarify the status of Missouri members of the family Cicadidæ so that the state list of insects might be more accurate; to furnish local workers with a convenient means of identifying their Missouri specimens; and to call attention to the possibility of separating at least some of the genera by characters which work with either sex.

In the literature fifteen species have been credited to the state. Of these, three apparently do not belong to the local fauna. *Okanagana rimosa*, which was described in part from "Missouri" as *Cicada rimosa* by Say in 1830, is deleted because Davis (1919) concluded that the specimens were actually taken in one of the Dakotas which were included in the old "Missouri Territory." This species, therefore, cannot be claimed for the local fauna on Say's record. Since it seems to be a more northern form and as we have seen no local specimens, it probably does not belong to the Missouri list.

Although Uhler (1892) listed "*Cicada canicularis* Harris"—now *Tibicen canicularis* (Harris)—for Missouri it apparently does not belong to the state's fauna. We have seen no state specimens and Davis (1930) wrote that this species ranges from "Nova Scotia to Manitoba and the mountains of Colorado and thus seems to have a wide distribution in the north." On the basis of this more northern range and the lack of specimens we are dropping *canicularis* from our list of Missouri insects.

In 1905 Uhler recorded "*Cicada grossa* Fab." from "Southern Missouri." Under this name he is known to have confused at least two of the large species of *Tibicen*, namely *auletes* and *marginalis*. This confusion of forms plus the fact that true *grossa* was described from "Brazil" makes it necessary to exclude this name from our Missouri list.

To the remaining twelve species we add two more names bringing our total of valid forms to fourteen. General recorded distributions indicate that three others are of likely occurrence. Seventeen species are therefore included in this paper.

The author is deeply grateful for additional records from the institutional collections of the University of Missouri (Dr. L. Haseman), the St. Joseph Museum (Dr. R. E. Coy) and the Academy of Science of St. Louis; and from the private cabinets of W. S. Craig, W. R. Enns, H. I. O'Byrne, E. P. Meiners and H. I. Rainwater. Records which the author did not personally collect are indicated by the initials of their collectors as follows: C. F. Adams, C. L. Heink, C. W. Wingo, H. I. O'Byrne, H. I. Rainwater, L. Haseman, R. E. Coy, S. Sparling, T. E. Birkett, W. K. Clark and W. S. Craig. Indebtedness extends further to Dr. M. Cazier of the American Museum of Natural History and to Dr. R. J. O'Connor for generous loans of material of *Tibicen robinsoniana* Davis for study.

Illustrations for this paper are all original by Elsie Herbold Froeschner.

#### KEYS TO THE MISSOURI GENERA AND SPECIES OF CICADIDÆ

1. Veins M and Cu at base of forewing leaving areculus separately (Fig. B.) ..... 2



FIG. A

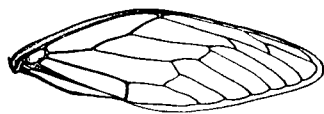


FIG. B



FIG. C

(key structures)

Fig. A. base of forewing of *Melampsalta calliope*

Fig. B. forewing of *Tibicen linnei*

Fig. C. tip of forewing of *Diceroprocta vitripennis*

Veins M and Cu at base of forewing united for a short distance and leaving the areculus as a single vein (Fig. A.) ..... VI. *Melampsalta*

2. (1). Pronotum laterally with prominent longitudinal carina for nearly or quite its entire length; hind collar of pronotum may project laterally ..... 3

Pronotum with sides rounding regularly into dorsal disk, without longitudinal carina laterally; hind collar of pronotum projecting abruptly outwards at sides ..... V. *Magiccicada*

3. (2). Abdomen translucent; carinate edge of pronotum evanescent anteriorly; longitudinal veins of front wings each with a distinct brown cloud apically ..... I. *Cicada*

Abdomen opaque; carinate edge of pronotum reaching anterior margin; longitudinal veins not clouded at apices ..... 4

4. (3). Humeral angle of pronotum not expanded as a prominent, subquadrate lobe; head at least as wide as front margin of pronotum ..... 5

Humeral angle of pronotum produced as a prominent, subquadrate lobe; head not as wide as front margin of pronotum ..... IV. *Okanagana*

5. (4). Front wings with anterior two cross veins strongly oblique (about 45°), the front one placed distinctly before the middle of the cell anterior to it (Fig. B.) ..... II. *Tibicen*

Front wings with anterior two cross veins more nearly vertical, the front one placed just about at the middle of the cells anterior and posterior to it (Fig. C.) ..... III. *Diceroprocta*

#### I. *Cicada* Linnæus

1. Straw yellow; head, pronotum and mesonotum strongly and intricately marked with black, and usually lightly washed with green; length 20-25 mm. (Fig. 4) ..... *hieroglyphica* Say

#### II. *Tibicen* Latreille

1. Hind collar of pronotum nearly or quite wholly black ..... 2  
Hind collar of pronotum almost wholly pale, occasionally blackened anteriorly ..... 3

2. (1). Color fulvous and black; mesonotum fulvous, black occupying central area and irregular lines at margins; abdominal sternites with a wide, polished black median vitta; length 31-34 mm. .... 2. *lyricen* (DeG.)

Color green and black; mesonotum black with narrow pale lines and spots; abdominal sternites without or with only a very narrow black vitta; length 32-36 mm. .... 3. *chloromera* (Wlk.)

3. (1). Apical third of front wing distinctly infuscated; color, including abdomen, chiefly greenish buff with few black marks on mesonotum; length 30-33 mm. .... 13. *superba* (Fitch)

- Apex of front wing not infuscated, except sometimes by a small cloud over each of the anterior two cross veins; abdomen always dark brown to black ..... 4
4. (3). Abdominal segments above with posterior margins or more brown ..... 5
- Abdominal segments above not paler on posterior margins, sometimes with pruinose white markings ..... 6
5. (4). Anterior two cross veins covered by distinct brownish clouds; brown of abdominal tergites extensive, not confined to hind margins of segments; length 32-35 mm. .... 12. *resh* (Hald.)
- Anterior two cross veins without surrounding brown clouds; brown of abdominal tergites confined to hind margins of segments; length 35-40 mm. .... 6. *marginalis* (Wlk.)
6. (4). Size larger, front wings at least 50 mm. in length. .... 7
- Size smaller, front wings less than 50 mm. long. .... 8
7. (6). Mesonotum ferruginous, marked with black as follows: elongate spot either side of middle anteriorly, a small spot laterad of these, a spot on each side margin and a large transverse spot posteriorly which has a narrow point extending forward along the middle line; length 38-40 mm. .... 4. *resonans* (Wlk.)
- Mesonotum black with lateral margins and anterior inverted V-shaped mark fulvous, latter broadened and extended posteriorly to reach pale cruciform elevation; length 40-42 mm. .... 5. *auletes* (Germ.)
8. (6). Abdomen without a median row or pruinose white spots above ..... 9
- Abdomen with a median row of pruinose white spots above; marks on mesonotum, entire side margins of abdomen and band across pregenital segment white pruinose; length 31-38 mm. .... 11. *dorsata* (Say)
9. (8). Size small, length of body 23-26 mm; pronotum all green except for triangular black spot on anterior margin; abdomen beneath with hind margins of segments distinctly paler, sometimes covered with dense pruinosity ..... 7. *aurifera* (Say)
- Size larger, length of body at least 29 mm. .... 10
10. (9). Costa of forewing obtusely bent near middle (Fig. B); lateral white marks on abdominal tergite I inconspicuous; length 30-33 mm. .... 8. *linnei* (Sm. & Gross.)
- Costa of forewing not so bent (Fig. 5) ..... 11
11. (10). Under side of abdomen with broad, parallel-sided black stripe covering middle two-thirds or more of sternites; side margins of under side of abdomen also black; length 32-36 mm. .... 10. *robinsoniana* Dav.
- Under side of abdomen with median stripe obsolete, when present not occupying more than middle third of sternites and conspicuously tapering posteriorly; abdomen beneath not blackened along side margins; length 29-35 mm. .... 9. *pruinosa* (Say) (Fig. 5)

III. *Diceroprocta* Davis

1. Head with transverse black stripe reaching nearly or quite from eye to eye; membranous part of fore wings entirely (including basal cell) hyaline; length 20-23 mm. .... 14. *vitripennis* (Say) (Fig. 2)

IV. *Okanagana* Distant

1. Pronotal margin anterior to humeral projection yellowed; underside of abdomen, except sometimes base of first segment and subgenital plate, pale; pale color of mesonotum not forming a broad, continuous stripe either side of middle; length 19-20 mm. .... 15. *balli* Davis (Fig. 6)

V. *Magiccada* Davis

1. Head, thorax and abdomen chiefly black; eyes red; legs and most of wing veins orange-red; anterior two cross veins and longitudinal vein between them strongly clouded; length 21-31 mm. .... 16. *septendecim* (Linn.) (Fig. 3)
- a). Abdomen conspicuously marked with pale brown, especially ventrally; size larger, 27-31 mm. .... nominal *septendecim* (Linn.)
- Abdomen almost or quite wholly black ventrally; size smaller, 21-25 mm. .... variety *cassinii* (Fish.)

VI. *Melampsalta* Kolenati

1. Straw-yellow, males only with a few dark markings; wings wholly hyaline; length 12-16 mm. .... 17. *calliope* (Wlk.) (Fig. 1)

## NOTES ON MISSOURI CICADIDÆ

1. *Cicada hieroglyphica* Say. All our records are for the latter half of June. On one occasion this cicada was found very common and singing in midafternoon on the trunks of oak trees in an Ozark woods. In this instance the majority of specimens were less than seven feet up on the trees, with only an occasional one above fifteen feet. Davis (1924) published an interesting note concerning a Missouri specimen: "Lately Mr. A. E. Brower of Willard [Greene County], Missouri, sent me a male *Cicada hieroglyphica* and a *Polistes pallipes* wasp with the following memorandum: 'Heard the cicada feebly crying and found it upon the ground with the enclosed wasp feeding upon it, July 4, 1923.' The head and part of the pronotum of the cicada are gone, evidently eaten by the wasp." A year later (1925) he again listed it for the state. Dent and Scott counties.

✓ 2. *Tibicen lyriceus* (DeG.). The few Missouri specimens studied were collected between July 13 and August 10 in Atehison, Cape Girardeau (WRE), Greene (HIR), Jackson, Oregon and St. Louis (EPM) (HIO) counties.

✓ 3. *Tibicen chloromera* (Wlk.). The several specimens collected by the author were found in decidedly moist situations—in willow shrubs along river banks—during July. Boyer and Heinze (1934) reported finding one of these insects in the stomach of a copperhead snake collected in Ste. Genevieve County on August 9. Cape Girardeau (CWW), Carter (EPM), Mississippi (WSC), St. Louis, Stoddard and Vernon counties.

+ 4. *Tibicen resonans* (Wlk.). Since this southern species has been reported for Kansas there is some probability that it may be found in Missouri.

✓ 5. *Tibicen auletes* (Germ.). This, the largest cicada to be found in the United States, has been recorded from the state several times. Davis (1915), on the basis of some specimens collected in Wright County during August by M. P. Somes, listed it as *Cicada auletes*; later reports, under the present name, were given by VanDuzee (1917), Lawson (1920) and O'Byrne (1932). The latter wrote of a specimen in St. Louis County being attacked by the wasp *Polistes rubiginosus* Lepelletier on July 19. Studied material had been collected between August 1 and September 7. Boone, Cole (CFA), Crawford, Dade, Oregon (WKC) and St. Louis (HIO) counties.

✓ 6. *Tibicen marginalis* (Wlk.). This species was originally described by Thomas Say (1825) from "Missouri" as *Cicada marginata*, but as this name was preoccupied Walker changed it to *marginalis*. Under the generic name *Cicada*, Uhler (1892) recorded it for the state. Using the modern terminology Davis (1925 & 1935) listed it from the state, and with his description of the variety *pronotalis* (1938) he mentioned a few Missouri specimens. Except for a few individuals of the varietal form which were taken in Atehison and St. Louis counties during August, all our material is of the nominal form and was collected between July 27 and October 7. Gaseohade, Jackson (HIR), Mississippi (WSC), Pemiscot, Pike (WSC), St. Louis and Taney counties.

7. *Tibicen resh* (Hald.). Davis (1918 & 1930) twice reported *resh* from the state; we have seen no local specimens. X

8. *Tibicen aurifera* (Say). "*Cicada aurifera*" was described by Say (1825) with the remark, "Inhabits Missouri." We have seen a single male specimen which had been found dead in the Japanese beetle traps in St. Louis. ✓

9. *Tibicen pruinosa* (Say). This is by far the most common of our cicadas or "locusts" as they are commonly called in the state. The number of individuals found coming to lights at night was most surprising. We have seen these night-flying individuals find their way into ice cream parlors and drug stores where their clumsy whirring flight frequently caused a mild panic among the patrons. Specimen records extended from June 21 to September 27, but we have "song" notes as late as October 11. One specimen from Livingston County has the lateral white pruinose spot of the third abdominal segment prolonged inwardly almost to the middle line of the abdomen. Except for this extended white mark and a narrow brown edge at the middle of the hind margin of the second segment it does not differ appreciably from normal specimens taken at the same locality. Davis (1915) recorded it from "Hollister [Taney County], Mo., (H. H. Knight)" as *Cicada pruinosa*; VanDuzee (1917) and Davis (1923) both gave local listings under the present name, the latter on the basis of a specimen collected in Greene County by A. E. Brower. Atehison, Boone, Buchanan (HIR), Cape Girardeau (CWW), Cole (CFA), DeKalb, Greene, Holt, Jackson (HIR), Livingston (SS), Mississippi (WSC), Nodaway, Pike (WSC), St. Charles and St. Louis counties. ✓

10. *Tibicen robinsoniana* Davis. Although we have collected no material of this species, it belongs to the state's fauna as indicated by the literature records of Davis:—(1923) Hollister [Taney County], VII-22, 1915 (H. H. Knight); (1925) referring to the 1923 record; (1930) Forsyth [Taney County], September 4 (A. E. Brower); and (1932) Missouri. Through the extreme kindness of Dr. R. J. O'Conner, Curator of Science at the Staten Island Institute of Arts and Sciences, we were able to borrow and study the three specimens on which these records were based. ✓



Worth counties). The following list of counties and broods reported to have occurred in them is based chiefly on Haseman's 1915 paper with additions from Haseman (1919) and Hyslop (1935), and specimen records enclosed within brackets. Adair XIX, XXIII; Andrew IV [1947 REC]; Atchison IV; Audrain XIX, XXIII; Barry X-Hyslop (1935), XIX, XXIII; Barton IV, XIX; Bates III; Benton XIX; Bollinger XIX, XXIII; Boone [IV-1947-WSC], XIX [1920-U of Mo. & 1933 (TEB)], XXIII; Buchanan III, IV; Butler XIX; Caldwell IV; Callaway XIX, XXIII; Camden X, XIX, XXIII; Cape Girardeau X (Haseman 1919), XIX, XXIII; Carroll IV; Carter X (Haseman 1919), XIX; Cass III, IV, XVII-?, XXX-?; Cedar XIX, XXIII; Chariton X, XIX; Christian XIX, XXIII; Clark III, IV, X, XIX, XXIII; Clay XIX, XXIII; Clinton XXIII; Cole XIX [1946 CFA], XXIII; Cooper XIX, XXIII; Crawford X, XIX, XXIII; Dade X, XIX, XXIII; Dallas XIX, XXIII; Daviess IV; Dekalb IV, XIX; Dent X, XIX, XXIII; Douglas X, XIX, XXIII; Dunklin XIX, XXIII; Franklin X, XIX [1946] [1947-one specimen, probably a straggler?], XXIII; Gentry III; Greene XIX, XXIII; Grundy III, IV, XIX; Harrison III, IV; Henry III, IV, XIX; Hickory X (Haseman 1919), XIX, XXIII; Holt IV; Howard X, XIX, XXIII; Howell X, XIX, XXIII; Iron X, XIX, XXIII; Jackson IV; Jasper XIX, XXIII; Jefferson X, XIX, XXIII [1937]; Johnson III, IV, XXIII; Knox III, X, XIX, XXIII; Laeclde XIX; Lafayette III, IV, XXIII; Lawrence XIX, XXIII; Lewis III, XIX; Lincoln XIX, XXIII; Linn X, XIX, XXIII; Livingston III, XIX; McDonald XIX; Macon III, XIX; Madison XIX; Maries X, XIX, XXIII; Marion III, IV, XIX, XXIII; Mercier III, IV, XXIII; Miller 19, XXIII; Mississippi XXIII; Moniteau XIX; Monroe III, XIX; Montgomery XIX, XXIII; Morgan X, XIX, XXIII; New Madrid XXIII; Newton XIX, XXIII; Oregon XIX, XXIII; Ozark XIX, XXIII; Pemisicot XXIII; Perry X (Haseman 1919), XIX, XXIII [1937]; Pettis XIX, XXIII; Phelps XIX, XXIII; Pike (X Hyslop 1935), XIX [1933 WSC], XXIII; Polk X, XIX, XXIII; Pulaski X, XIX, XXIII; Putnam III, X, XIX, XXIII; Ralls III, X, XIX, XXIII; Randolph III, X, XIX; Ray IV; Reynolds XIX, XXIII; Ripley XIX, XXIII;

St. Charles XIX [1946], XXIII; St. Clair III, XIX, XXIII; Ste. Genevieve X, XIX, [XXIII-1937]; St. Francois X, XIX, XXIII; St. Louis XIX [1907 CLII, 1920 EPM, 1933 EPM, 1946], XXIII [1937]; Saline IV, XIX, XXIII; Schuyler III, XIX, XXIII; Scotland III, XIX, XXIII; Scott X, XXIII, XXIV; Shannon X, XIX; Shelby III, XXIII; Stoddard XIX; Stone XIX, XXIII; Sullivan III, XIX, XXIII; Taney X, XIX, XXIII; Texas XIX, XXIII; Vernon IV; Warren XIX, XXIII; Washington X, XIX, XXIII; Wayne XIX; Webster X, XIX, XXIII; Wright XIX, XXIII.

17. *Melampsalta calliope* (Wlk.). *Cicada parvula*, Say's (1825) synonym of this species, was described with the remark, "Inhabits Missouri." Davis (1918) cited this locality and later (1920) listed a specimen collected in Wright County on June 20, 1873. Our material was swept from fields of low weeds and tall prairie grasses between June 24 and July 20. Carter (EPM), Holt (EHP), Jasper and Jefferson counties. ✓

#### REFERENCES

This list includes not only those works which were useful in determining local material but also those containing Missouri records of the family. The latter are indicated by a dagger.

- †BOYER, D. A. AND A. A. HEINZE. 1934. The Copperhead as a Destroyer of Cicadas. *Ent. News* 45: 88.
- †CUTHBERT, N. L. AND M. J. CUTHBERT. 1945. A Cat that Eats Cicadas. *Ent. News* 56: 143.
- †DAVIS, W. T. 1915. Notes on some Cicadas from the Eastern and Central United States with a Description of a New Variety of *Cicada pruinosa*. *Journ. N. Y. Ent. Soc.* 23: 1-10.
- †———. 1915a. A New Variety of Cicada Resembling *C. dorsata*. *Journ. N. Y. Ent. Soc.* 23: 161-164.
- . 1916. Notes on Cicadas from the United States with Descriptions of Several New Species. *Journ. N. Y. Ent. Soc.* 24: 42-65.
- †———. 1918. Mississippi Cicadas, with a Key to the Species of the Southeastern United States. *Journ. N. Y. Ent. Soc.* 26: 141-145.
- . 1919. Cicadas of the Genera Okanagana, Tibicinoides and Okanagodes, with Descriptions of Several New Species. *Journ. N. Y. Ent. Soc.* 27: 179-223.
- †———. 1919a. A Related *Tibicina cassinii*. *Journ. N. Y. Ent. Soc.* 27: 341-342.
- †———. 1920. North American Cicadas Belonging to the Genera Platypedia and Melampsalta. *Journ. N. Y. Ent. Soc.* 28: 95-135.

- . 1922. An Annotated List of the Cicadas of Virginia with Descriptions of New Species. *Journ. N. Y. Ent. Soc.* 30: 36-52.
- †———. 1923. Notes on North American Cicadas with Descriptions of New Species. *Journ. N. Y. Ent. Soc.* 31: 1-15.
- . 1923a. Family Cicadidæ, in Britton, W. E., Guide to the Insects of Connecticut: Part IV, The Hemiptera or Sucking Insects of Connecticut. *Bull. Conn. Geol. Nat. Hist. Surv.* No. 34, pp. 239-242.
- †———. 1924. Cicada-killing Wasps and Flies. *Journ. N. Y. Ent. Soc.* 32: 113.
- †———. 1925. Cicada tibicen, a South American Species, with Records and Descriptions of North American Cicadas. *Journ. N. Y. Ent. Soc.* 33: 35-51.
- †———. 1926. New Cicadas from California and Arizona with Notes on Several other Species. *Journ. N. Y. Ent. Soc.* 34: 177-190.
- †———. 1928. Cicadas Belonging to the Genus *Diceroprocta* with Descriptions of New Species. *Journ. N. Y. Ent. Soc.* 36: 439-458.
- †———. 1930. The Distribution of Cicadas in the United States with Descriptions of New Species. *Journ. N. Y. Ent. Soc.* 38: 53-72.
- †———. 1932. Additional Records of North American Cicadas with Descriptions of New Species. *Journ. N. Y. Ent. Soc.* 40: 241-265.
- †———. 1935. New Cicadas with Notes on North American and West Indian Species. *Journ. N. Y. Ent. Soc.* 43: 173-199.
- †———. 1938. New North American Cicadas with Notes on Described Species. *Journ. N. Y. Ent. Soc.* 46: 291-311.
- DAVIS, W. T. AND L. H. JOUTEL. 1906. Observations on *Cicada tibicen* L. and Allied Forms. *Ent. News* 17: 237-239.
- †HASEMAN, L. 1915. The Periodical Cicada in Missouri. *Mo. Agri. Exp. Sta. Bull.* 137: 1-33.
- †———. 1919. Brood X of the Periodical Cicada in Missouri. *Journ. Econ. Ent.* 12: 467.
- †HYSLOP, J. A. 1935. The Periodical Cicada. U. S. Dept. Agri. Bur. Ent. Plant Quarant. E-364.
- †LAWSON, P. B. 1920. The Cicadidæ of Kansas. *Kans. Univ. Sci. Bull.* 12: 307-376.
- †MARLATT, C. L. 1907. The Periodical Cicada. U. S. Dept. Agri. Ent. Bull. No. 71.
- †O'BYRNE, H. I. 1933. An Attack on a Cicada by *Polistes rubiginosus*. *Ent. News* 65: 129.
- OSBORN, H. 1906. The Species of *Cicada* Related to *Tibicen*. *Ent. News* 18: 116-129.
- †RAU, P. 1922. Ecological and Behavior Notes on Missouri Insects. *Trans. Acad. Sci. St. Louis* 24 (7): 1-71.
- †RILEY, C. V. 1869. First Annual Report on the Noxious, Beneficial and Other Insects of the State of Missouri. Jefferson City, Missouri.
- †RILEY, C. V. 1881. General Index and Supplement to the Nine Reports of the Insects of Missouri. U. S. Ent. Comm. Bull. No. 6, pp. 1-177.

- †———. 1885. The Influence of Climate on *Cicada septendecim*. *Ent. Amer.* 1: 91.
- †RAY, T. 1825. Descriptions of New Hemipterous Insects Collected in the Expedition to the Rocky Mountains, Performed by Order of Mr. Calhoun, Secretary of War, under Command of Major Long. *Journ. Acad. Nat. Sci. Phila.* 4: 307-345.
- †———. 1830. Descriptions of New North American Insects Belonging to the First Section of Homoptera of Latreille. *Journ. Acad. Nat. Sci. Phila.* 6: 299-314.
- SMITH, J. B. AND J. A. GROSSBECK. 1907. Studies in Certain Cicada Species. *Ent. News* 18: 116-129.
- †UHLER, P. R. 1892. A Preliminary Survey of the Cicadidæ of the United States, Antilles and Mexico. *Trans. Maryland Acad. Sci.* 1: 147-175.
- †———. 1905. Recognition of Two North American Species of Cicada Latreille. *Ent. News* 16: 74-77.
- †VANDUZEE, E. P. 1917. Catalogue of Hemiptera of America North of Mexico, Excepting the Aphididæ, Coccidæ and Aleurodidæ. *Univ. Calif. Pubs. Ent.* 2: 487-507.



1 *calliope*



*vitripennis*

2




*septendecim*

3




*hieroglyphica*

4



*pruinosa*

5



*balli*

6

*Clas. Herbert Froeschner*

PLATE I

1. *Melampsalta calliope*
2. *Diceroprocta vitripennis*
3. *Magicicada septendecim*
4. *Cicada hieroglyphica*
5. *Tibicen pruinosa*
6. *Okanagana balli*

(All natural size)