

SMFig_Genitalia. 71 images of male genitalia of North American Anaxipha.

The following five pages display dorsal views of male genitalia of North American *Anaxipha* species, prepared and photographed by D. H. Funk. The species are represented geographically as follows (type localities are in the states for which the abbreviations are underlined and in boldface.):

exigua (n=6): NC-1; OH-3; PA-1; WV-1.

thomasi (n=4): GA-1; OH-2; PA-1.

tinnulacita (n=6): FL-4; GA-1; PA-1.

tinnulenta (n=4): MD-1; PA-1; TN-2.

tinnula (n=4): MD-2; NJ-1; NV-1.

scia (n=5): FL-5 [including allotype].

Unidentified *exigua* group males (n=2): TX-2

Unidentified *delicatula* group males (n=2): MS-2

delicatula (n=7): FL-6; NC-1. [including holotype]

vernalis (n=4): KS-1, MD-1; PA-1; TN-1;

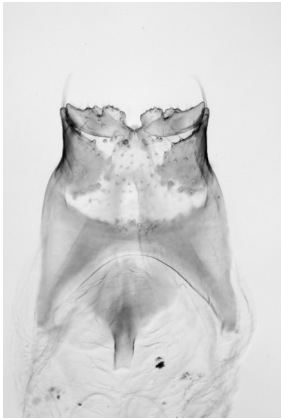
litarena (n=6): FL-4; NC-2.

rosamacula (n=13): FL-10; GA-1; LA-2.

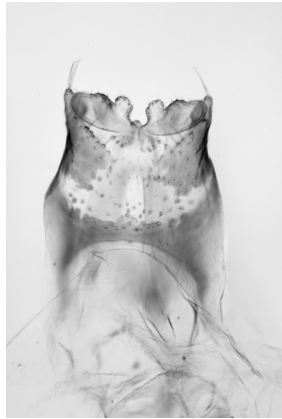
fultoni (n=4): FL-4.

imitator (n=3): FL-3.

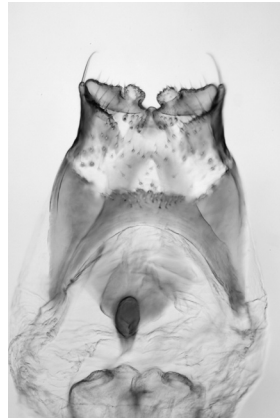
calusa (n=1): FL-1



exigua_616-20_OH



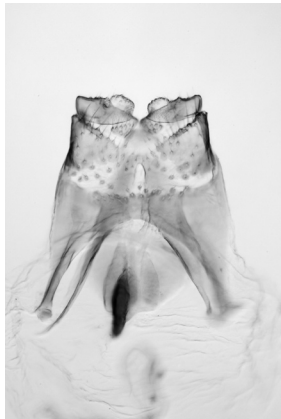
exigua_616-21_OH



exigua_616-22_WV



exigua_616-39_OH



exigua_616-F-1_NC



exigua_Ae-119_PA



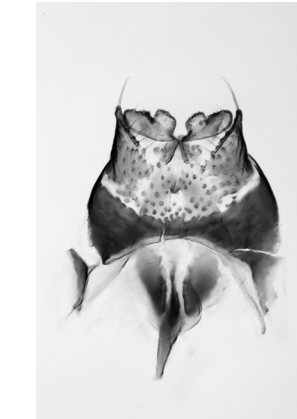
thomasi_630-12_OH



thomasi_630-13_OH



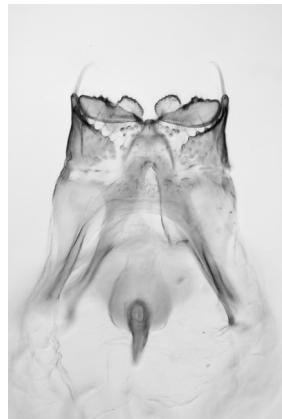
thomasi_Ae-170_PA



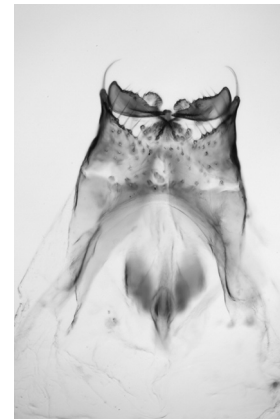
thomasi_Ae-175_GA



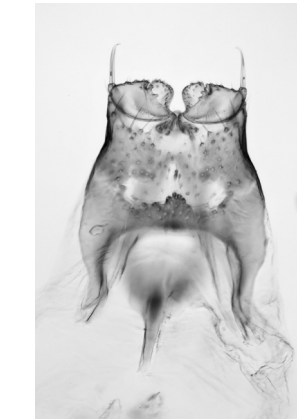
tinnulacita_614-1_GA



tinnulacita_614-G-1_FL



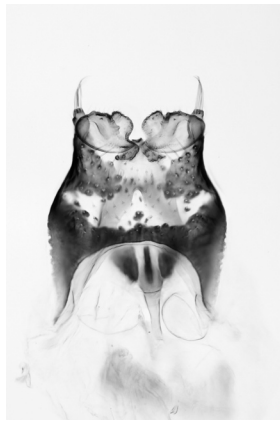
tinnulacita_Ae-158_PA



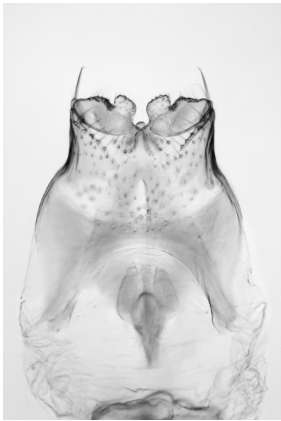
tinnulacita_631-F-1_FL



tinnulacita_TJW-73_FL



tinnulacita_TJW-74_FL



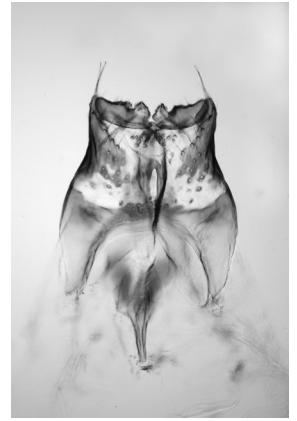
tinnulenta_615-F-5_TN



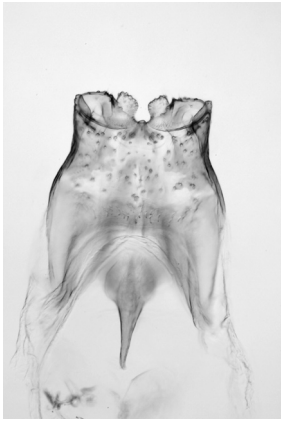
tinnulenta_615-F-6_TN



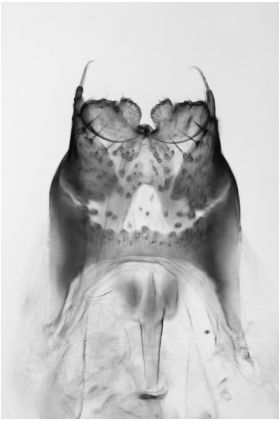
tinnulenta_Ae-159_PA



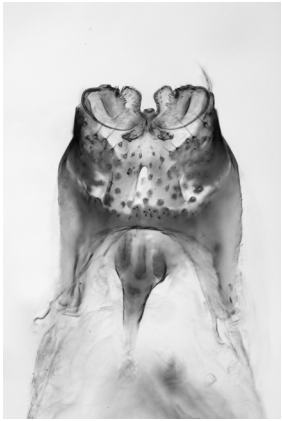
tinnulenta_Ae-106_MD



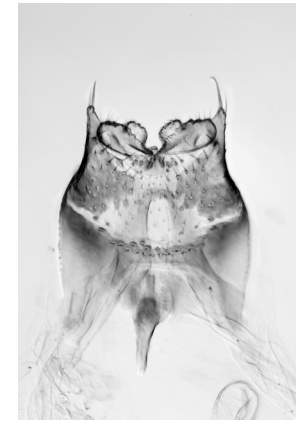
tinnula_610-18_NJ



tinnula_Ae-061_MD



tinnula_Ae-062_MD



tinnula_Hebard_NV



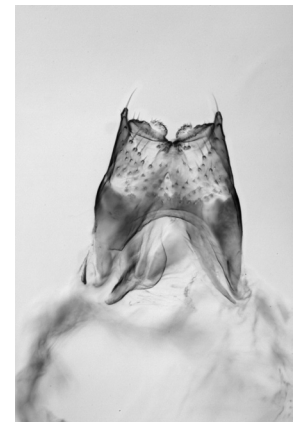
scia_617-36_FL



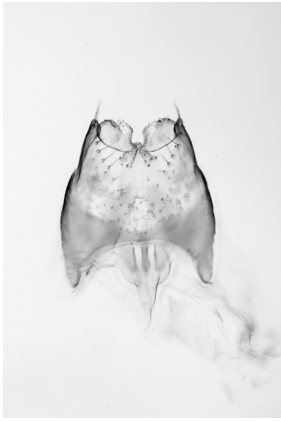
scia_617-4_FL



scia_617-7_FL



scia_617-13_FL



scia_allotype_FL



exigua-grp sp?_617-25_TX



exigua-grp sp?_617-23_TX



delicatula-grp sp?_617-19_MS



delicatula-grp sp?_617-20_MS



delicatula_618-13_FL



delicatula_618-14_FL



delicatula_618-4_FL



delicatula_618-6_FL



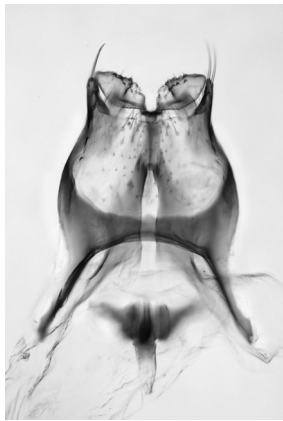
delicatula_Ae-084_NC



delicatula_TJW-44_FL



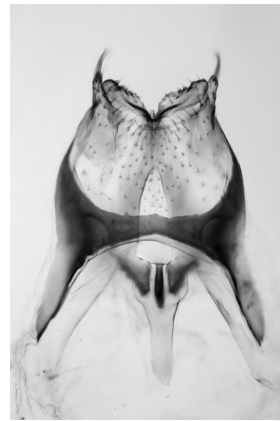
delicatula_holotype_FL



*vernalis*_Ae-083_PA



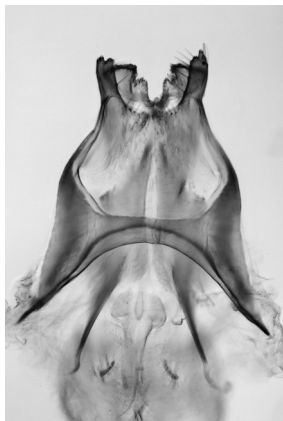
*vernalis*_Ae-043_MD



*vernalis*_632-3_TN



*vernalis*_JAC-01_KS



*litarena*_613-9_NC



*litarena*_613-10_NC



*litarena*_613-21_FL



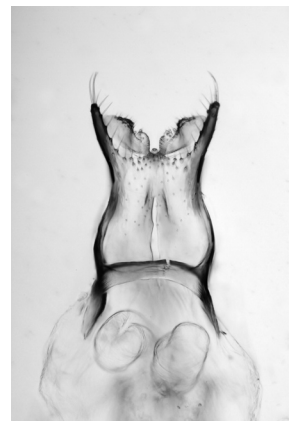
*litarena*_613-22_FL



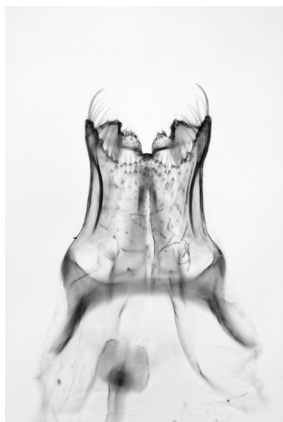
*litarena*_613-38_FL



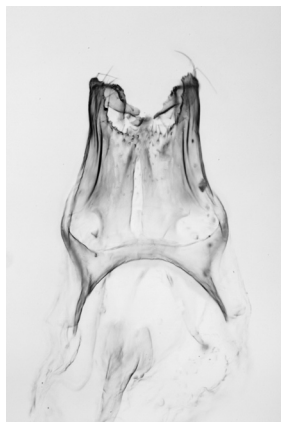
*litarena*_613-39_FL



*rosamacula*_TJW-118_FL



*rosamacula*_611-45_FL



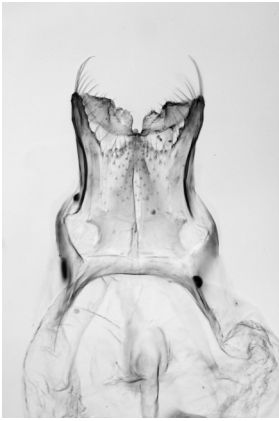
*rosamacula*_611-2_FL



*rosamacula*_611-3_FL



*rosamacula*_611-23_FL



rosamacula_611-15_FL



rosamacula_611-21_FL



rosamacula_TJW-86_FL



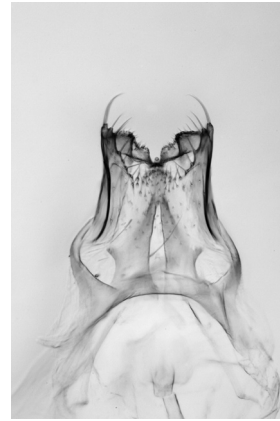
rosamacula_TJW-87_FL



rosamacula_TJW-88_FL



rosamacula_TJW-109_GA



rosamacula_611-32_LA



rosamacula_TJW-111_LA



fultoni_612-27_FL



fultoni_612-3_FL



fultoni_612-9_FL



fultoni_612-21_FL



imitator_619-G17_FL



imitator_619-G18_FL



imitator_619-G19_FL



calusa_TJW-103_FL